

Technical Manual



JBL AC28/26-WH

SPECIFICATIONS

ACOUSTIC & ELECTRICAL SPECIFICATIONS:

- Nominal Impedance: 8 Ohms
- System Input Power Rating: 375W Continuous Pink Noise, 750W Program, 1500W Peak
- Frequency Response: 60 Hz - 18 kHz (± 3 dB)
- Frequency Range: 47 Hz - 20 kHz (-10 dB)
- System Sensitivity: 94 dB SPL (1 Watt @ 1 Meter)
- Maximum SPL: 120 dB SPL Continuous
- Crossover Frequency: 2.1 kHz

SYSTEM COMPONENTS:

- Cabinet: Enclosure (Not for Sale)
- Grille: 365012-001, 365012-101 (WH)
- Low Frequency Transducer: (2) 228J, 205 mm (8in.) Cone Transducer
- DC Resistance: 11.3 ohms
- High Frequency Transducer: 2408H-1, 25 mm (1 in.) Exit Compression Driver

SYSTEM COMPONENTS: (CONT'D)

- DC Resistance: 4.8 ohms ± 0.2 ohms
- Crossover Network: 365237-001

AURAL SWEEP TEST SPECIFICATIONS:

- A. System Aural Sweep Test: 7.0V Input, 20 Hz to 20 kHz
- B. L.F. Aural Sweep Test: 5.0V Input, 10 Hz to 2 kHz
- C. H.F. Aural Sweep Test: 0.75V Input, 200 Hz to 20 kHz

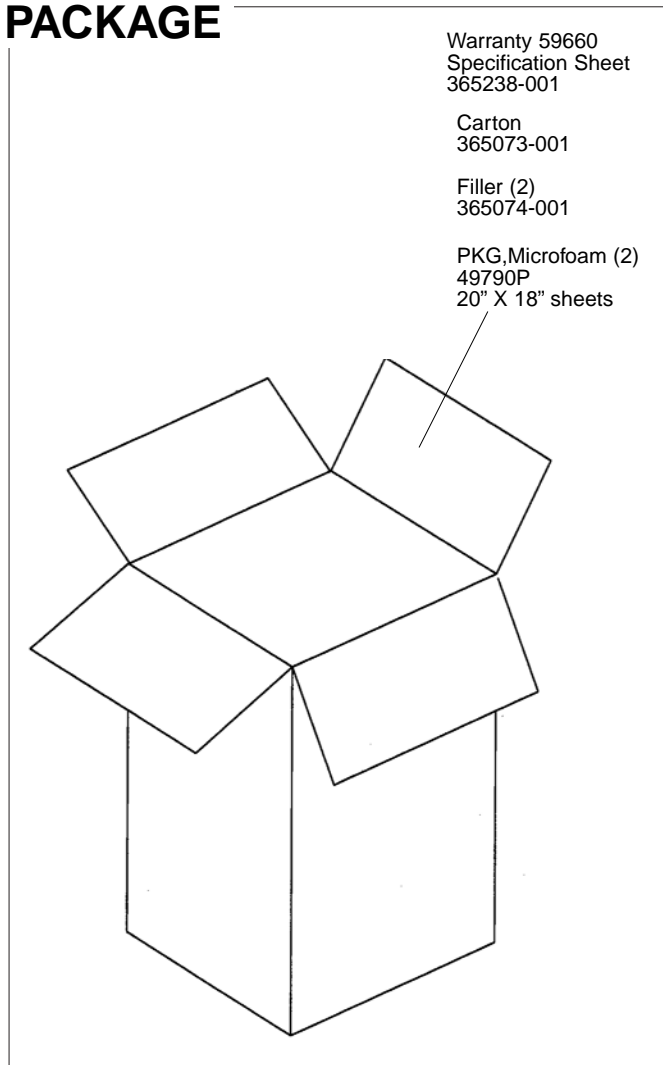
PHYSICAL SPECIFICATIONS:

- Enclosure Dimensions: 679.5 x 237.5 x 254.0 mm D (26.8 x 9.4 x 10.0 in.D.)
- Shipping Weight: 40.9 lb (18.6 kg.)

WARRANTY INFORMATION:

- Refer to Warranty Statement packed with each product.

PACKAGE



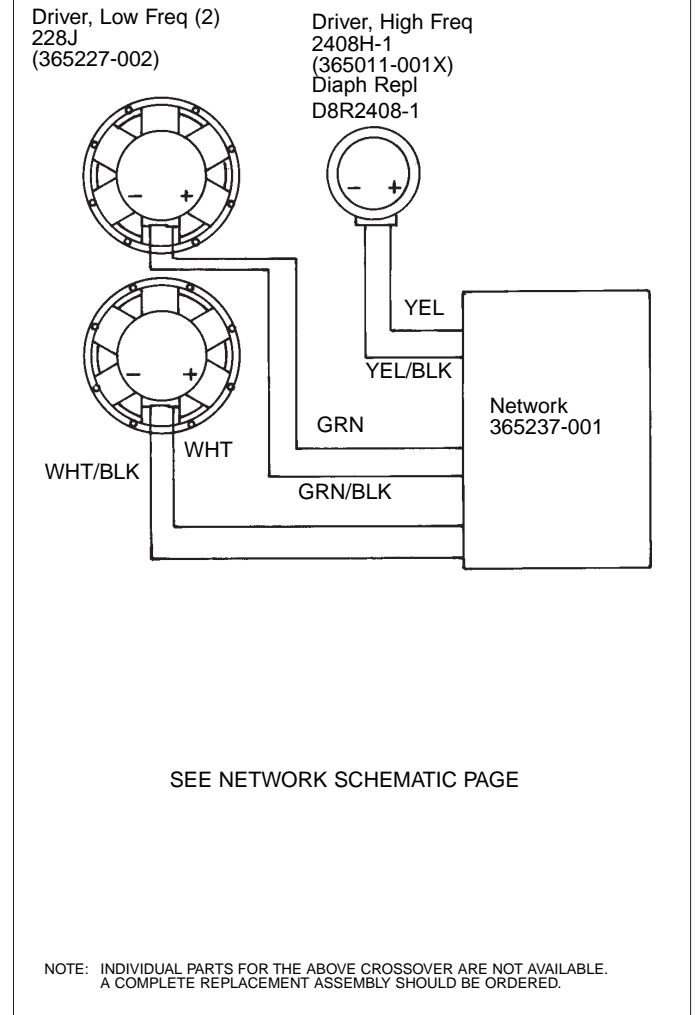
Warranty 59660
Specification Sheet
365238-001

Carton
365073-001

Filler (2)
365074-001

PKG, Microfoam (2)
49790P
20" X 18" sheets

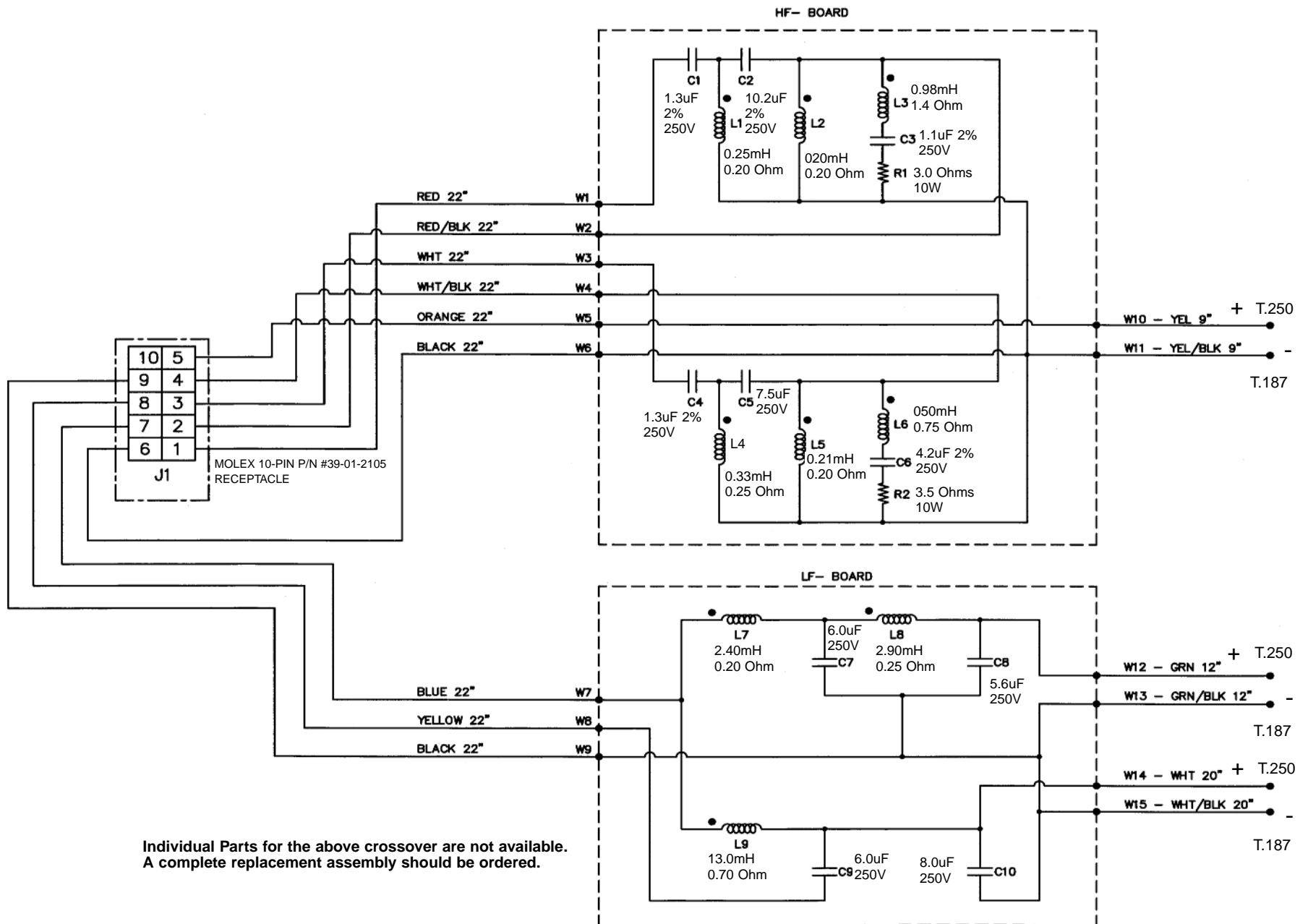
WIRING DIAGRAM



JBL AC28/26-WH REV E

JBL AC28/26-WH

SCHEMATIC (365237-001)



Individual Parts for the above crossover are not available.
A complete replacement assembly should be ordered.

JBL AC28/26-WH

JBL AC28/26-WH

COMPONENT EXPLODED VIEW

Screw (4)
881-41110-10
4 x 5/8
PAN,PH,PB,
BLK ZINC,
LCS

Screw (4)
881-41160-10
4 x 5/8
PAN,PH,PB
WH,LCS

Grille
Assembly
365012-001
365012-101
(WH)

Logo
365033-001

Push Nut
350689-001
7/16"

Compression Spring
365201-001

Waveguide
365124-001

Screw (8)
883-41110-12
8 x 3/4
PAN,PH,PB BLK
ZINC, LCS

Driver, High Freq.
2408H-1
(365011-001X)
Diaph Repl
D8R2408-1

Driver, Low Freq. (2)
228J
(365227-002)

Screw (16)
883-41110-12
8 x 3/4
PAN,PH,PB,BLK
ZINC,LCS

Enclosure Assembly
AC28/26/-WH
(Not Available for Sale)

Screw (6)
817-13614-20
M8 x 20MM
FLT,SOC,BLK,
ALLOY

Screw (6)
817-13664-20
M8 x 20MM
FLT,SOC,WH, ALLOY

Screw (4)
817-93614-25
M8-1.25 x25
Socket Button Cap
AOLLOY

Screw (4)
817-93664-25
M8-1.25x25
Socket Button cap
WH ALLOY

Network Assembly
365237-001

Screw (4)
882-41110-10
6 x 5/8
PAN,PH,PB,
BLK ZINC,LCS

Terminal Cup
365106-003

Screw (4)
882-41110-10
6 x 5/8
PAN,PH,PB,
BLK ZINC, LCS

Label, Model
365068-008

JBL AC28/26-WH

