

Technical Manual

JBL4894A

SPECIFICATIONS



ACOUSTIC & ELECTRICAL SPECIFICATIONS:

- Nominal Impedance: 8 ohm
- Power Capacity: High Freq - 300W @ 8 ohm
Low Freq - 600W @ 8 ohm
Each Transducer
- Frequency Range: 46 Hz to 18 kHz (±3 dB)
- Sensitivity: 100 dB SPL*
- Crossover Frequencies: N/A

SYSTEM COMPONENTS:

- Cabinet: C4894A (Not for Sale)
- Grille: G4894 (74706)
- Low Frequency Transducer: 355mm (14 in.) Cone Transducer (1400PRO) (2)
- DC Resistance: 4.1 ohm ±10% Aluminum Wire

*1 Watt (2.83 V RMS) @ 1 Meter

SYSTEM COMPONENTS: (cont'd)

- High Frequency Transducer: 100mm (4 in.) Pure Titanium Diaphragm (M/1 2450SL)
- DC Resistance: 4.0 ohm ±8% Aluminum Wire
- Connector Plate: 74884-02

AURAL SWEEP TEST SPECIFICATIONS:

- A. System Aural Sweep Test: 7.0V Input, 20 Hz to 18 kHz
- B. L.F. Aural Sweep Test: 10.0V Input, 50 Hz to 1 kHz
- C. H.F. Aural Sweep Test: 4.0V Input, 1 kHz to 18 kHz

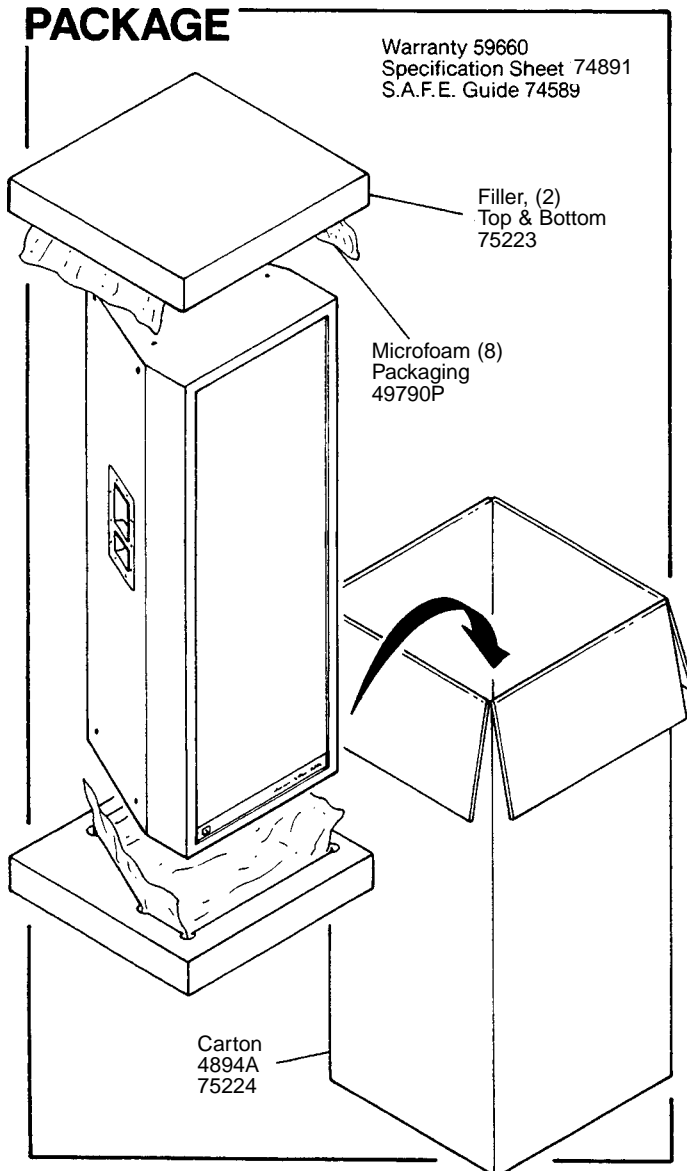
PHYSICAL SPECIFICATIONS:

- Enclosure Dimensions: 1066mm x 394mm x 362mm D
(42.0 x 15.0 x 14.25 in. D)
- Shipping Weight: 104 lbs. (47.3 kg.)

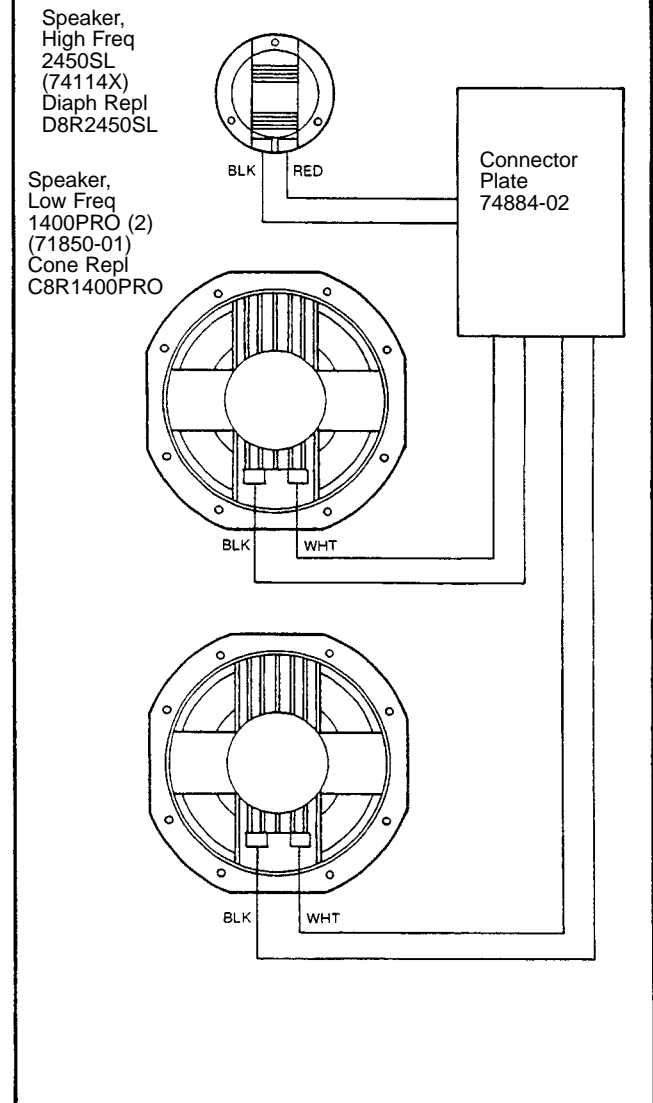
WARRANTY INFORMATION:

- Refer to the Warranty Statement packed with each product.

PACKAGE



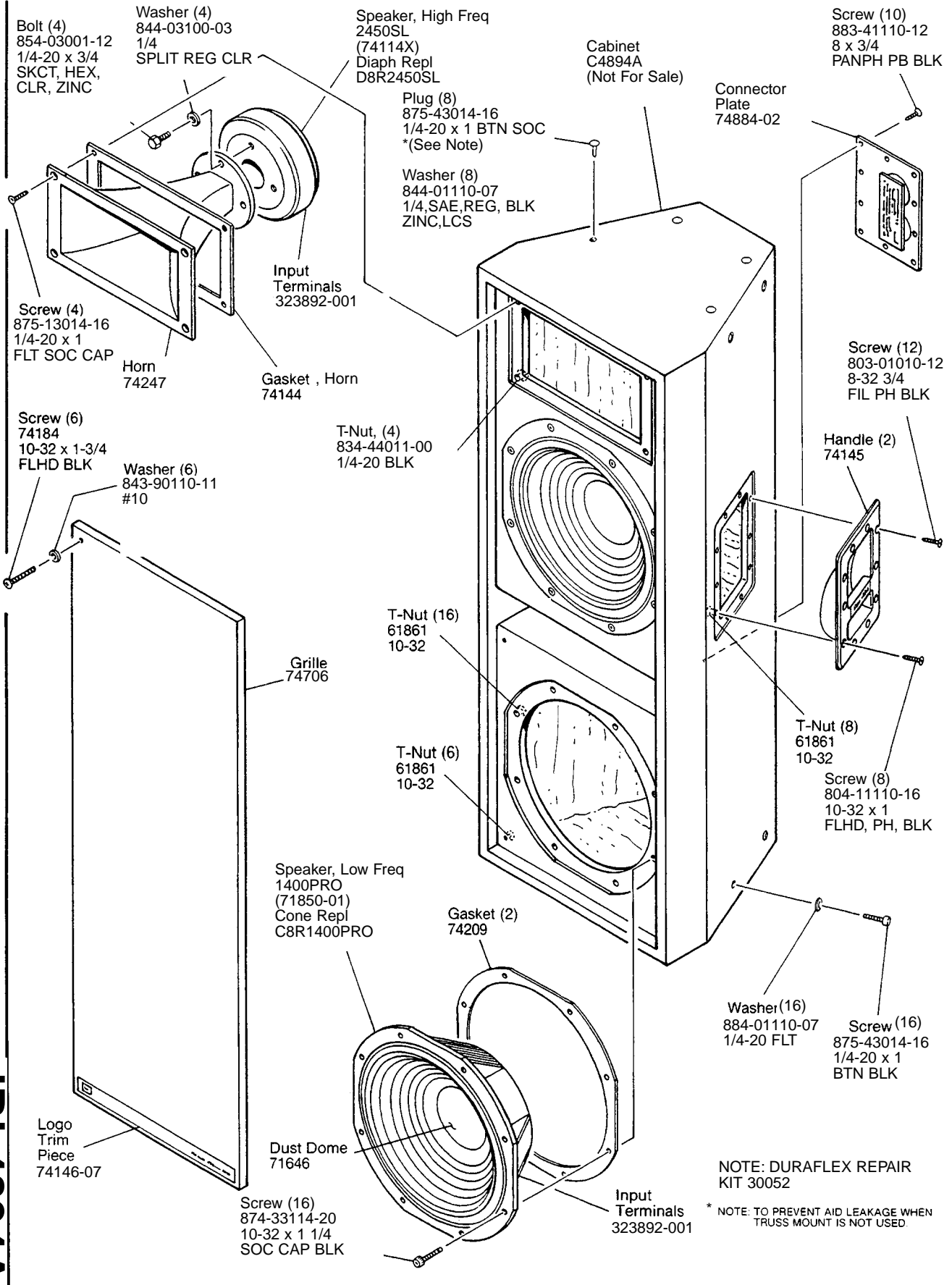
WIRING DIAGRAM



JBL4894A REV M

JBL4894A

COMPONENT EXPLODED VIEW



NOTE: DURAFLEX REPAIR KIT 30052

* NOTE: TO PREVENT AID LEAKAGE WHEN TRUSS MOUNT IS NOT USED

JBL4894A