

# Technical Manual

# JBL C1Pro-WH



**PROFESSIONAL**

## SPECIFICATIONS

### ACOUSTIC & ELECTRICAL SPECIFICATIONS:

- Nominal Impedance: 4 ohms
- Power Capacity: 150W Pink Noise
- Frequency Range: 80 Hz – 20 kHz (–10 dB)
- Frequency Response: 100 Hz - 18 kHz
- Sensitivity: 87 dB SPL, 1 W 1 m (3.3 ft.)
- Directivity Factor (Q): 6.0
- Directivity Index (DL): 7.8 dB
- Crossover Frequency: 4.2 kHz
- Overload Protection: Full-range SonicGuard™ power limiting to protect network and transducers

### SYSTEM COMPONENTS:

- Cabinet: (Not for Sale)
- Grille: 363724-001/WH
- Low Frequency Driver: 135 mm (5.25 in.) Low Frequency Loudspeaker; 363686-001
- DC Resistance: 2 ohms ±5% Copper Wire

- High Frequency Driver: 19 mm (.75 in.) Polycarbonate Dome Tweeter; 363687-001
- DC Resistance: 3.7 ohms ±5% Copper Wire
- Input Connectors: Spring-loaded Terminals
- Crossover Network: Passive Crossover; 363718-001

### AURAL SWEEP TEST SPECIFICATIONS:

- A. System Aural Sweep Test: 7.0V Input, 20 Hz to 20 kHz
- B. L.F. Aural Sweep Test: 4.0V Input, 20 Hz to 1.2 kHz
- C. H.F. Aural Sweep Test: 2.0V Input, 20 Hz to 20 kHz

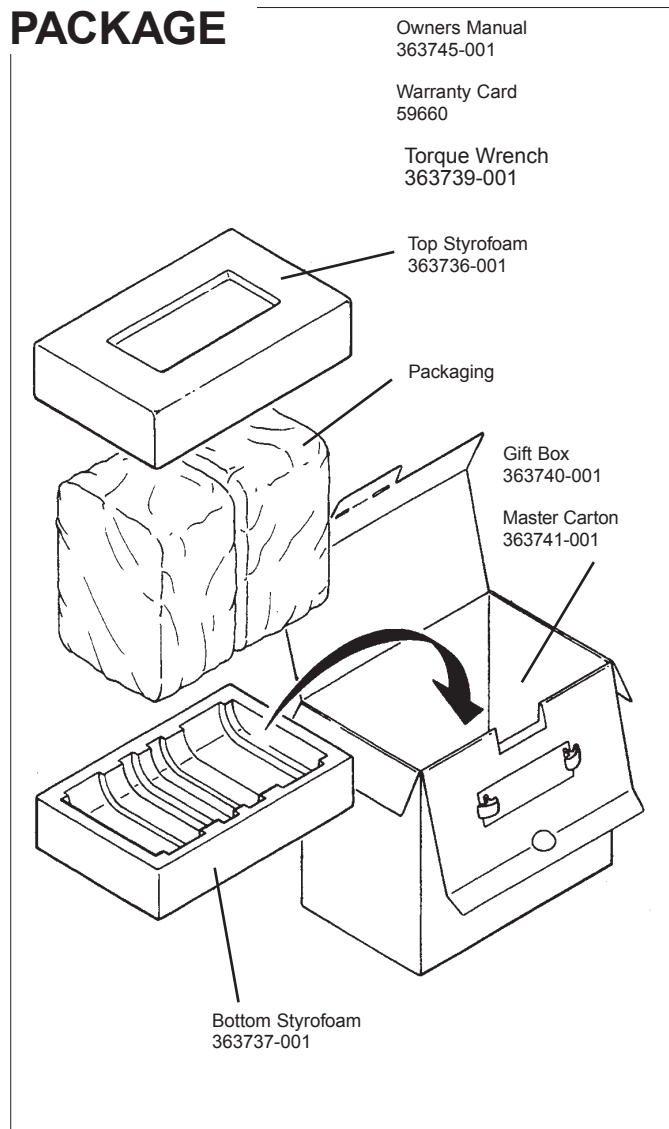
### PHYSICAL SPECIFICATIONS:

- Enclosure Dimensions: 235 mm x 159 mm x 143 mm D (9.3 in. x 6.3 in. x 5.6 in. D)
- Net Weight: 1.8 kg (4 lb)
- Shipping Weight: 4.6 kg (10 lb)

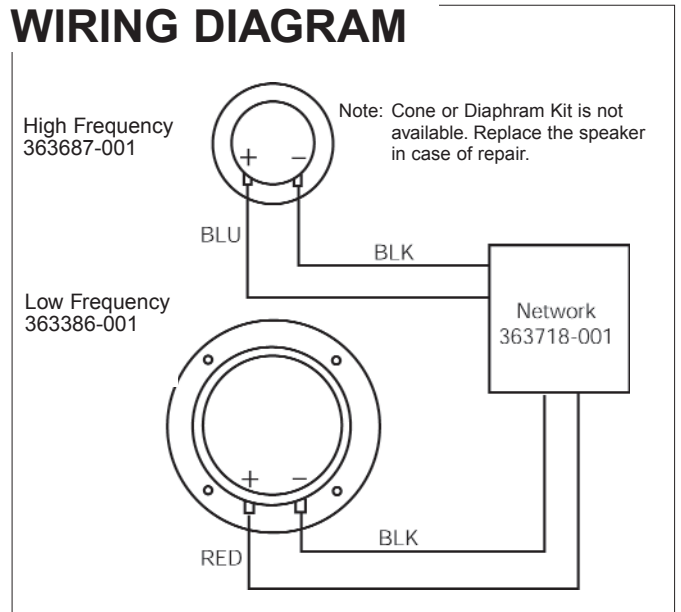
### WARRANTY INFORMATION:

- Refer to Warranty Statement packed with each product.

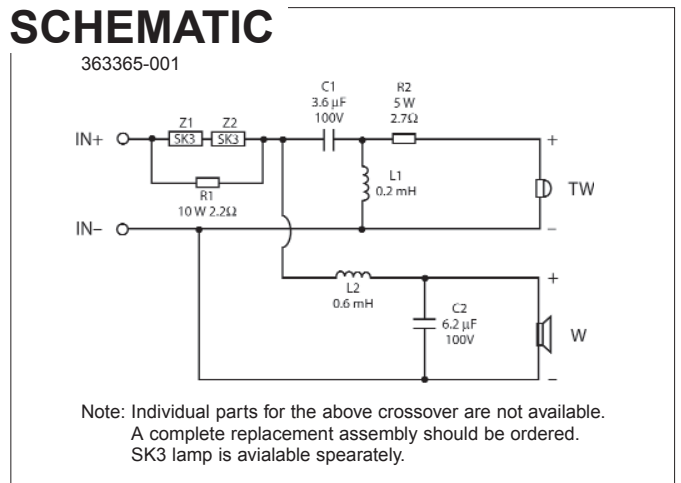
## PACKAGE



## WIRING DIAGRAM



## SCHEMATIC



JBL C1Pro-WH Rev D

# JBL C1Pro-WH

## COMPONENT EXPLODED VIEW

