

Technical Manual



JBL CONTROL 1C

SPECIFICATIONS

ACOUSTIC & ELECTRICAL SPECIFICATIONS:

- Nominal Impedance: 4 ohm
- Power Capacity: 150W Pink Noise
- Frequency Range: 70 Hz to 20 kHz (-10 dB)
- Sensitivity: 90 dB SPL*
- Crossover Frequencies: 6 kHz

SYSTEM COMPONENTS:

- Cabinet: C1001C
- Grille: C1004C
- Low Frequency Transducer: 135mm (5.25 in.) Cone Transducer (C1003C)
- DC Resistance: 2 ohm \pm 5% Copper Wire

SYSTEM COMPONENTS: (cont'd)

- High Frequency Transducer: 19mm (.75 in.) Polycarbonate Dome Tweeter (C1002C)
- DC Resistance: 3.7 ohm \pm 5% Copper Wire
- Crossover Network: Passive Crossover, C1006C

AURAL SWEEP TEST SPECIFICATIONS:

- A. System Aural Sweep Test: 7.0V Input, 20 Hz to 20 kHz
- B. L.F. Aural Sweep Test: 4.0V Input, 20 Hz to 1.2 kHz
- C. H.F. Aural Sweep Test: 2.0V Input, 2.0 Hz to 20 kHz

PHYSICAL SPECIFICATIONS:

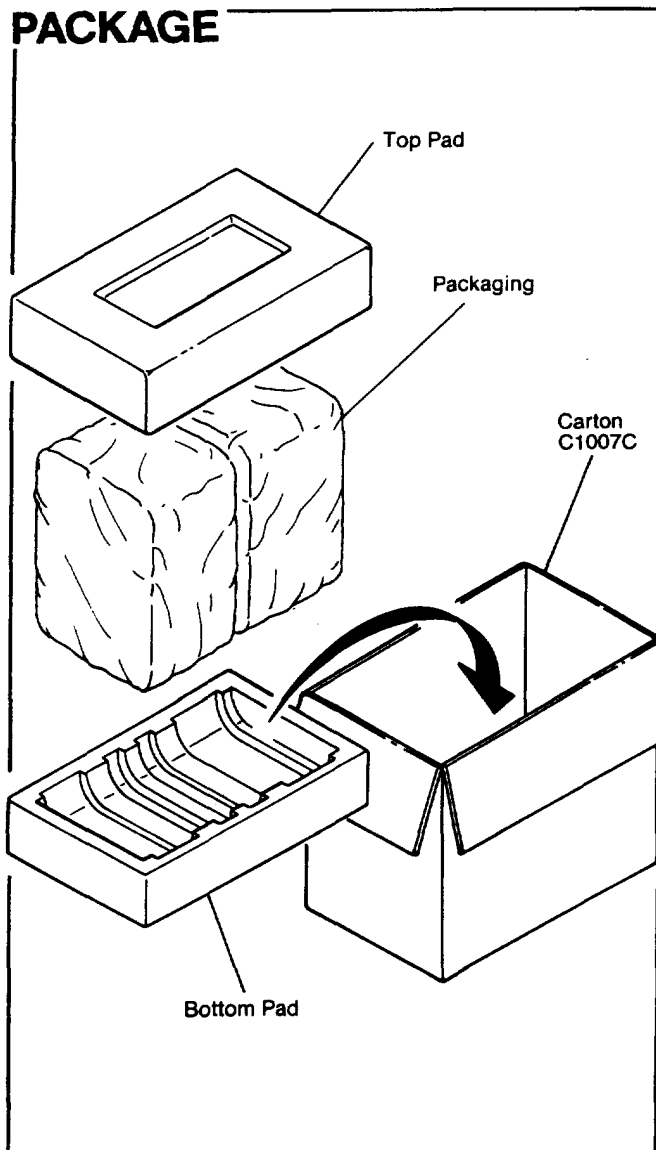
- Enclosure Dimensions: 235mm x 159mm x 143mm D (9.25 x 6.25 x 5.62 in. D)
- Shipping Weight: 10 lbs. (4.6 kg)

WARRANTY INFORMATION:

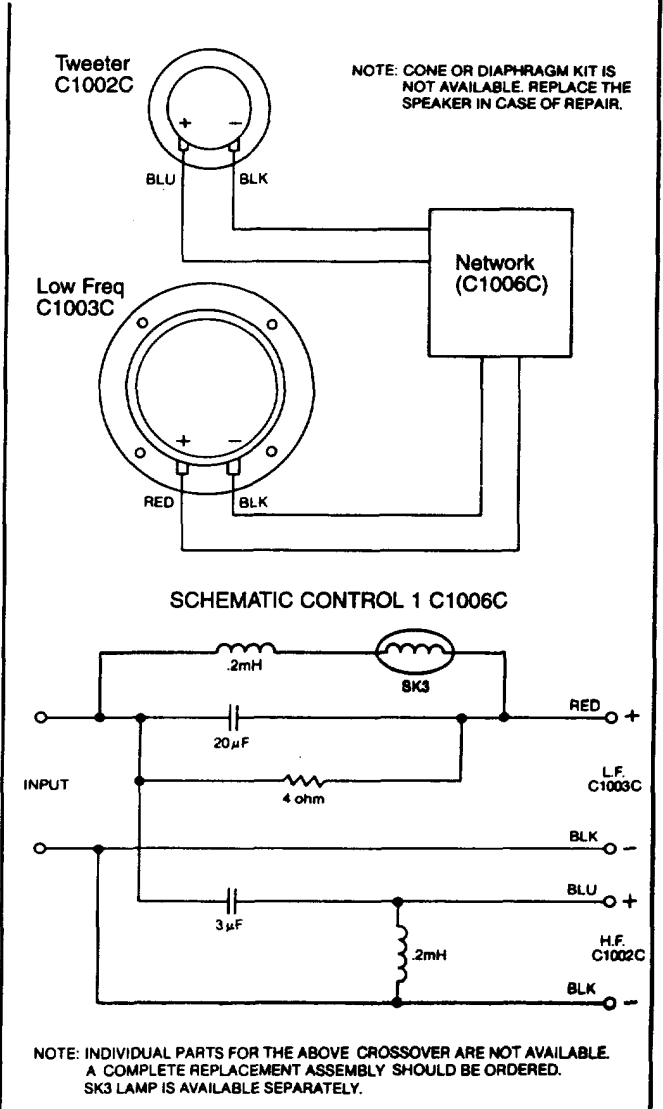
- Refer to the Warranty Statement packed with each product.

*1 Watt (2.0 V RMS) @ 1 Meter

PACKAGE



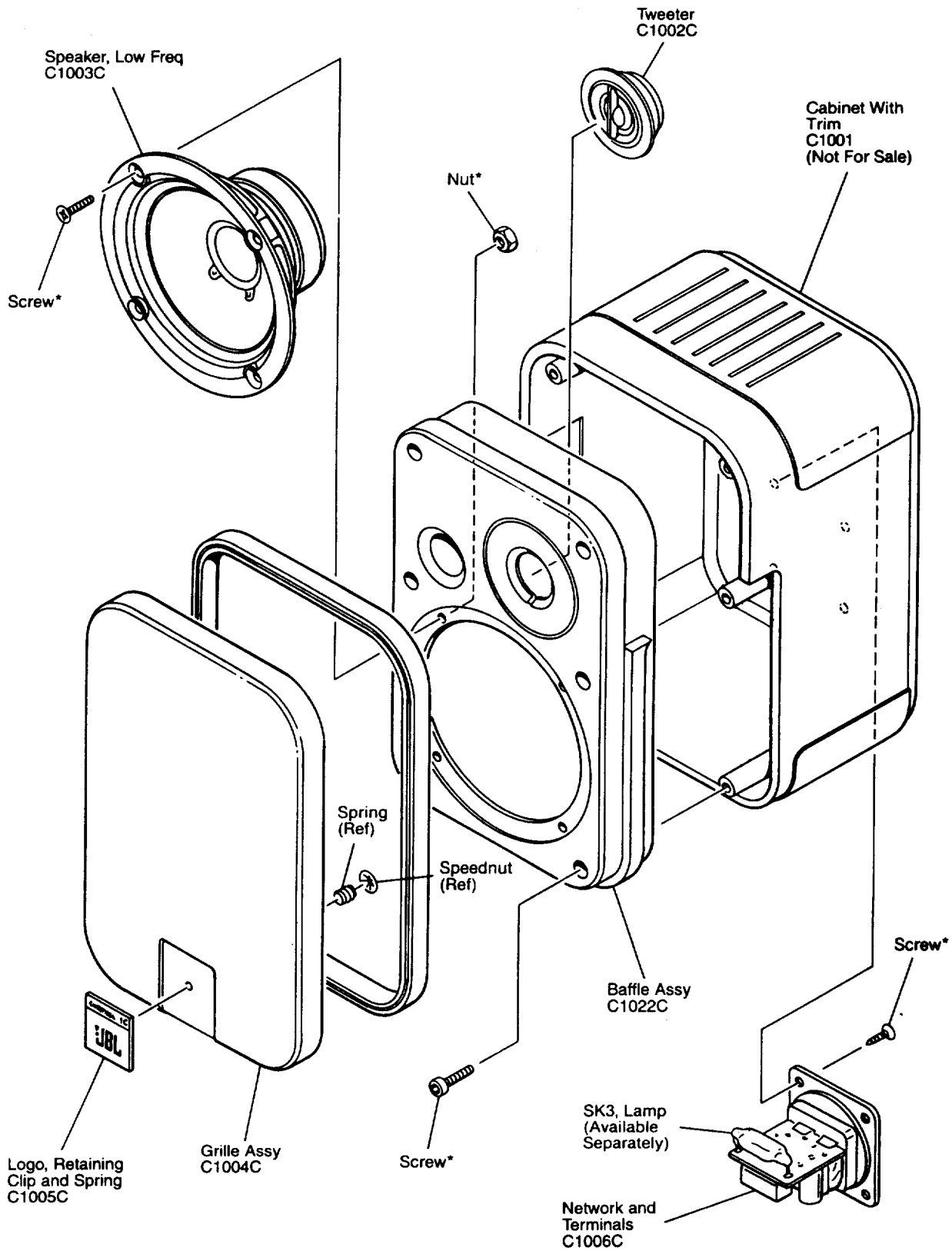
WIRING DIAGRAM



JBL CONTROL 1C REV A

JBL CONTROL 1C

COMPONENT EXPLODED VIEW



*Hardware Kit
C1100

JBL CONTROL 1C