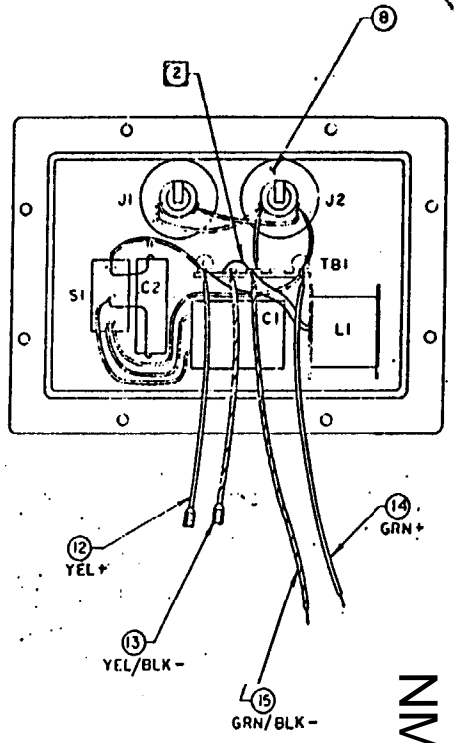
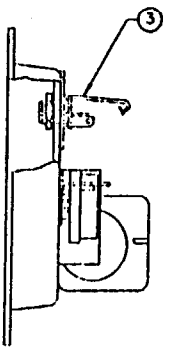
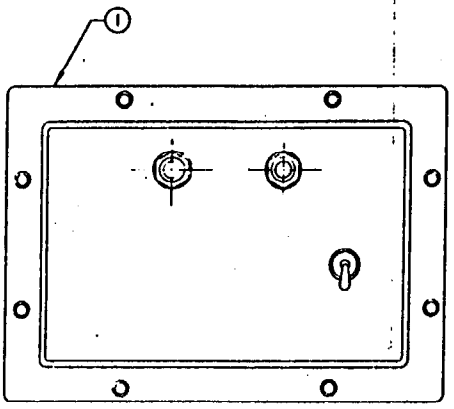
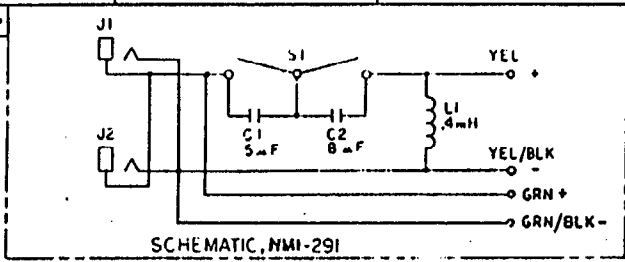


THIS DRAWING AND INFORMATION ARE THE PROPERTY OF JAMES B. LANSBRO SOLELY. THE USER SHALL BE RESPONSIBLE FOR THE PROTECTION OF THIS INFORMATION. NO PART OF THIS DRAWING IS TO BE REPRODUCED OR TRANSMITTED IN ANY FORM OR BY ANY MEANS, ELECTRONIC OR MECHANICAL, INCLUDING PHOTOCOPYING, RECORDING, OR BY ANY INFORMATION STORAGE AND RETRIEVAL SYSTEM, WITHOUT PERMISSION IN WRITING FROM JAMES B. LANSBRO SOLELY.

REVISIONS					
CHG	ITR	DESCRIPTION	DRFT	CHK	DATE
5774		WELL TO FINISH		fy	1/1/71



NMI-291

ITEM	PART NO.	DESCRIPTION	QTY	REMARKS
15	56649	WIRE, 18 AWG GRN/BLK	1.5	FT
14	56616	WIRE, 18 AWG GRN	1.5	FT
13	57173-34	WIRE, 18 AWG YEL/BLK	2.5	FT
12	57173-33	WIRE, 18 AWG YEL	2.5	FT
11	54610	WIRE, BLACK	1.3	FT
10	704365	SOLDER	.005	
9	61161	ADHESIVE	.01	
8	65402	WASHER, STEEL	2	
7	65567	SWITCH, 3PDT "CENTER OFF"	1	S1
6	62712-05R0	CAPACITOR, 5µF	1	C1
5	57115	INDUCTOR, 0.4mH	1	L1
4	60710-02R0	CAPACITOR, 8µF	1	C2
3	63374	PHONE JACK	2	J1, J2
2	53478	TERMINAL STRIP ST	1	TI
1	65568	NCT JACK COVER	1	

BILL OF MATERIAL			
DATE: 1/1/71	DESIGN: 11/21/70	BY: J. B. LANSBRO	CHK: J. B. LANSBRO
TOLERANCES: UNLESS OTHERWISE SPECIFIED		JAMES B. LANSBRO SOLELY, INC.	
MFGD ITEM, NMI-291		PART NO. D 65665	
REV. 1		REV. 1	

3. ALL CONNECTIONS UNLESS OTHERWISE SPECIFIED ARE TO BE MADE WITH ITEM 11.
2. USE COMPONENT LEAD TO CONNECT TERMINAL LUG.
1. BOND ITEMS 2, 4, 5, 6 TO ITEM 1; USING ITEM 7.
- NOTES: (UNLESS OTHERWISE SPECIFIED)

8 7 6 5 4 3 2 1