

Technical Manual

JBL SRX722/F



SPECIFICATIONS

ACOUSTIC & ELECTRICAL SPECIFICATIONS:

- Nominal Impedance: 4 Ohms
- Power Capacity: Continuous / Program / Peak:
Passive: 1200W / 2400W / 4800W
Bi-amp L.F: 1200W / 2400W / 4800W
Bi-amp H.F: 75W / 150W / 300W
- Frequency Range: 72 Hz – 20 kHz (–10 dB)
- Maximum SPL: 135 dB SPL peak
L.F. 134 dB SPL cont avg (140 dB peak)
H.F. 133 dB SPL cont avg (139 dB peak)
Passive mode: 134 dB SPL cont avg (140 dB peak)
- System Sensitivity: Passive Mode 97 dB SPL (1 watt @ 1 meter)
- Passive Crossover: Bi-amp / passive, externally switchable
HP and LP, 1.2 kHz

SYSTEM COMPONENTS:

- Cabinet: Enclosure (Not For Sale)
- Grille: 353422-002
- Low Frequency Transducer: 2 2262HPL, 305 mm (12 in) Differential Drive woofer
- DC Resistance: 5.1 ohms ± 10%
- High Frequency: 2453H, 102 mm (4 in) voice coil,

SYSTEM COMPONENTS: (CONT'D)

- Transducer: neodymium compression driver
- DC Resistance: 4.1 ohms ± 8%
- Crossover Network: 353340-003

AURAL SWEEP TEST SPECIFICATIONS:

- A. System Aural Sweep Test: 10.0V Input, 20 Hz to 20 kHz
- B. L.F. Aural Sweep Test: 10.0V Input, 20 Hz to 1 kHz
- C. H.F. Aural Sweep Test: 2.83V Input, 550 Hz to 20 kHz

PHYSICAL SPECIFICATIONS:

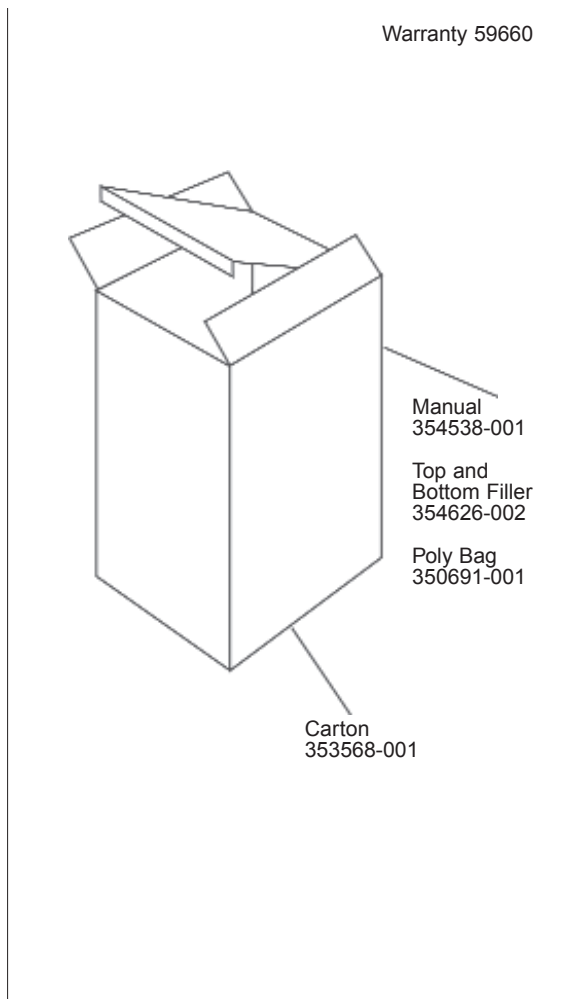
- Enclosure Dimensions: 965 x 394 x 394 mm D
(38.0 x 15.5 x 15.5 in. D)
- Net Weight: 76 lb (34 kg.)

WARRANTY INFORMATION:

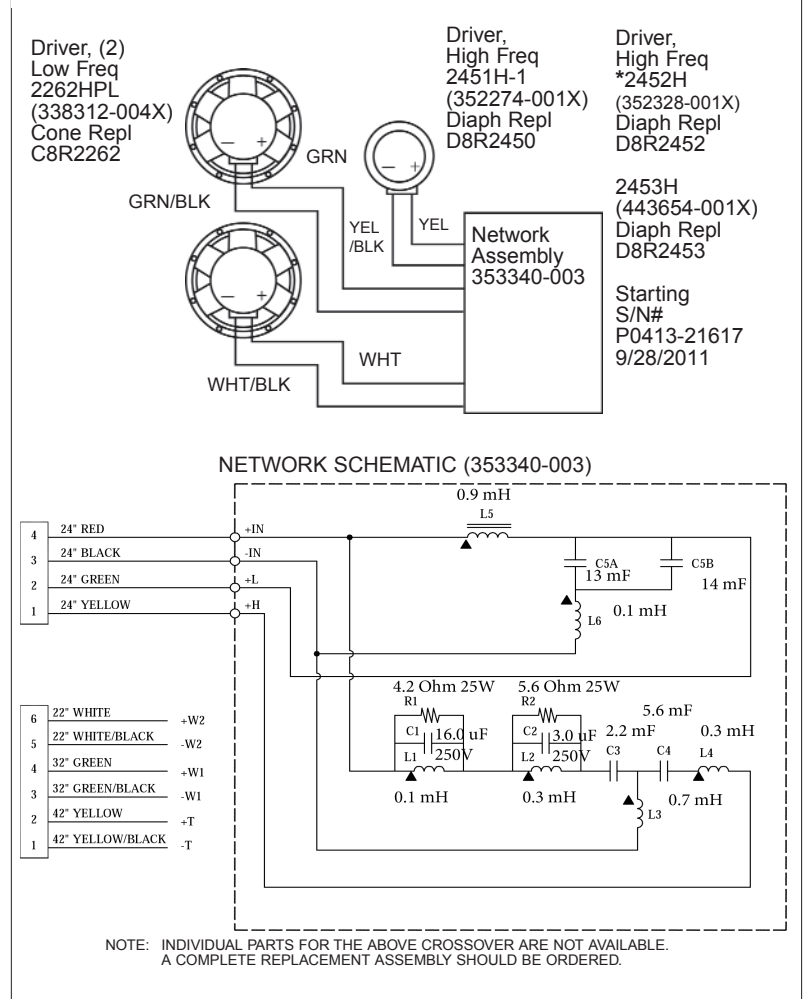
- Refer to Warranty Statement packed with each product.

* Used in systems starting with the serial # 11415 forward.

PACKAGE



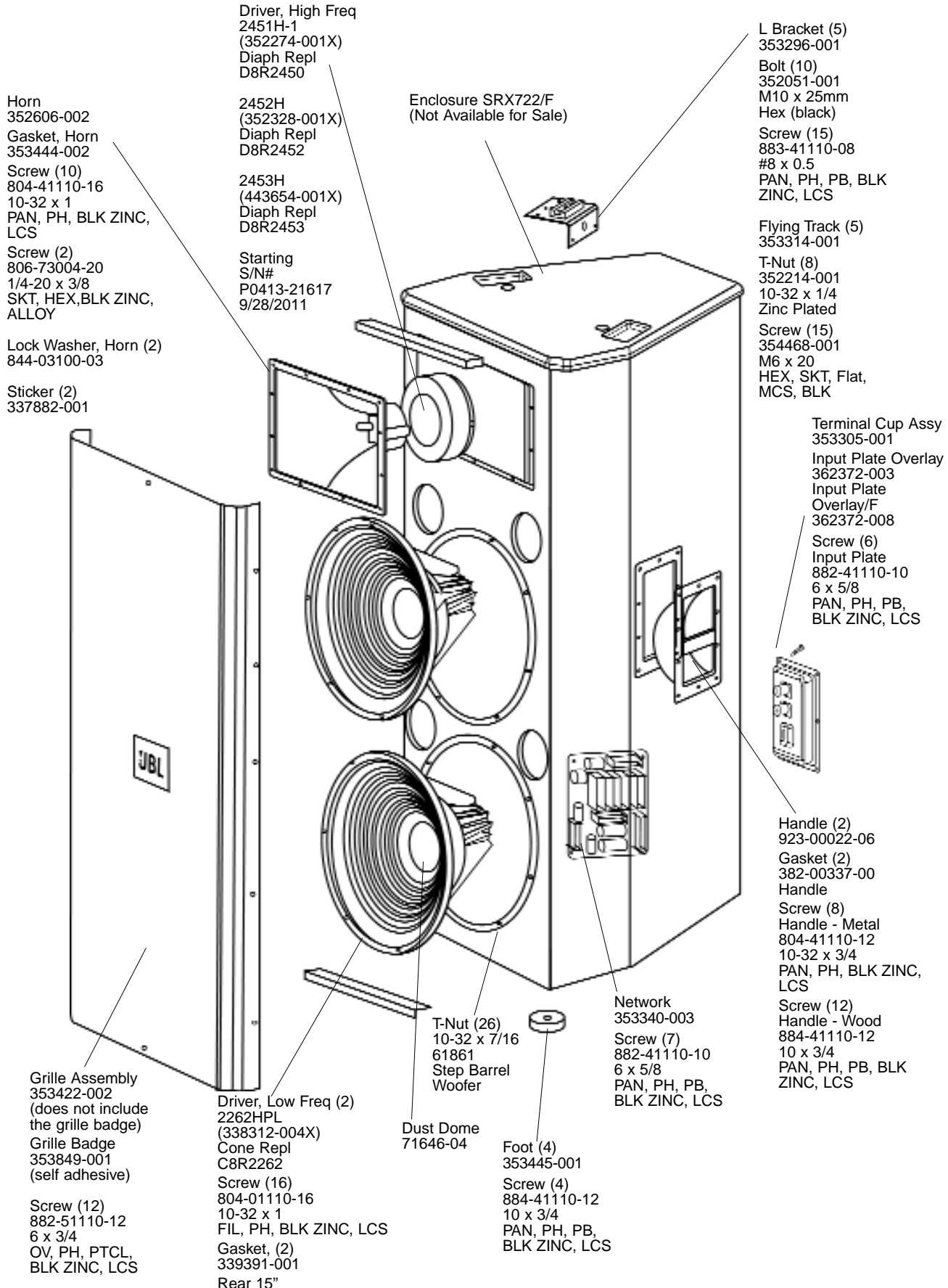
WIRING DIAGRAM



JBL SRX722/F REV Y

JBL SRX722/F

COMPONENT EXPLODED VIEW



Horn
352606-002
Gasket, Horn
353444-002
Screw (10)
804-41110-16
10-32 x 1
PAN, PH, BLK ZINC,
LCS
Screw (2)
806-73004-20
1/4-20 x 3/8
SKT, HEX, BLK ZINC,
ALLOY
Lock Washer, Horn (2)
844-03100-03
Sticker (2)
337882-001

Driver, High Freq
2451H-1
(352274-001X)
Diaph Repl
D8R2450
2452H
(352328-001X)
Diaph Repl
D8R2452
2453H
(443654-001X)
Diaph Repl
D8R2453
Starting
S/N#
P0413-21617
9/28/2011

Enclosure SRX722/F
(Not Available for Sale)

L Bracket (5)
353296-001
Bolt (10)
352051-001
M10 x 25mm
Hex (black)
Screw (15)
883-41110-08
#8 x 0.5
PAN, PH, PB, BLK
ZINC, LCS
Flying Track (5)
353314-001
T-Nut (8)
352214-001
10-32 x 1/4
Zinc Plated
Screw (15)
354468-001
M6 x 20
HEX, SKT, Flat,
MCS, BLK

Terminal Cup Assy
353305-001
Input Plate Overlay
362372-003
Input Plate
Overlay/F
362372-008
Screw (6)
Input Plate
882-41110-10
6 x 5/8
PAN, PH, PB,
BLK ZINC, LCS

Handle (2)
923-00022-06
Gasket (2)
382-00337-00
Handle
Screw (8)
Handle - Metal
804-41110-12
10-32 x 3/4
PAN, PH, BLK ZINC,
LCS
Screw (12)
Handle - Wood
884-41110-12
10 x 3/4
PAN, PH, PB, BLK
ZINC, LCS

Network
353340-003
Screw (7)
882-41110-10
6 x 5/8
PAN, PH, PB,
BLK ZINC, LCS

T-Nut (26)
10-32 x 7/16
61861
Step Barrel
Woofer
Dust Dome
71646-04

Foot (4)
353445-001
Screw (4)
884-41110-12
10 x 3/4
PAN, PH, PB,
BLK ZINC, LCS

Grille Assembly
353422-002
(does not include
the grille badge)
Grille Badge
353849-001
(self adhesive)
Screw (12)
882-51110-12
6 x 3/4
OV, PH, PTCL,
BLK ZINC, LCS

Driver, Low Freq (2)
2262HPL
(338312-004X)
Cone Repl
C8R2262
Screw (16)
804-01110-16
10-32 x 1
FIL, PH, BLK ZINC, LCS
Gasket, (2)
339391-001
Rear 15"

JBL SRX722/F